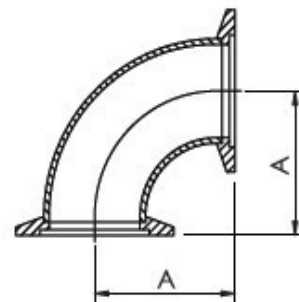


KF 90° 弯头
KF 90° Elbow

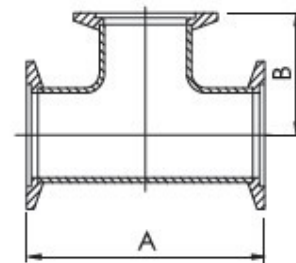


※Material: SUS304 or SUS316L

Unit:mm

Parts No.	Flange type	A	
LP-10	KF10	50.10	
LP-16	KF16	50.10	
LP-25	KF25	50.10	
LP-40	KF40	65.00	
LP-50	KF50	70.00	
LP-80	KF80	134.30	
LP-100	KF100	172.40	

KF 正三通
KF Equal Tee



※Material: SUS304 or SUS316L

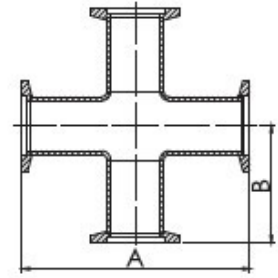
Unit:mm

Parts No.	Flange type	A	B
TP-10	KF10	79.80	39.90
TP-16	KF16	79.80	39.90
TP-25	KF25	97.20	48.60
TP-40	KF40	130.00	65.00
TP-50	KF50	160.00	80.00
TP-80	KF80	211.40	105.70
TP-100	KF100	249.60	124.80



KF 正四通

KF Equal Crosses



※Material: SUS304 or SUS316L

Unit:mm

Parts No.	Flange type	A	B
XP-10	KF10	79.80	39.90
XP-16	KF16	79.80	39.90
XP-25	KF25	97.20	48.60
XP-40	KF40	130.00	65.00
XP-50	KF50	160.00	80.00
XP-80	KF80	220.00	110.00
XP-100	KF100	240.00	120.00

